




ST 35 STRADDLE CARRIER

FROM GREAT LAKES POWER
SERVICE COMPANY

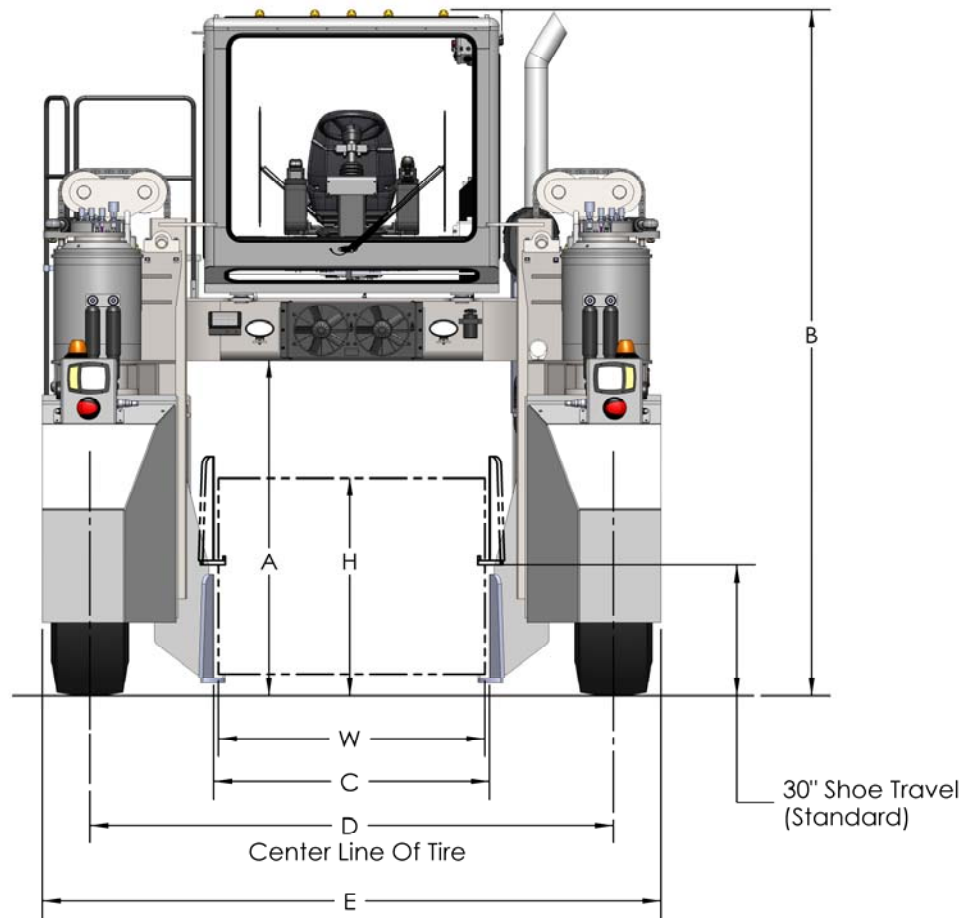


- **Tier III Cummins QSL9, 350hp**
- **Four Wheel Steer by Wire with Four Steering Modes**
- **Four Wheel Wet Hydraulic Disc Brakes**
- **Two Wheel Closed Loop Hydrostatic Planetary Drive**
- **Automatically Synchronizing Lift Cylinders**
- **Rotating Operator Station for Operation in Both Directions**
- **Panoramic View Cab With Front and Rear Wipers with Wash Function**





APPLICATION WORKSHEET



W: Max Load Width _____

C: Width Between Shoes Closed _____

E: Maximum Overall Width _____

B: Maximum Overall Height _____

H: Max Load Height _____

A: Height Inside Frame _____

Shoe Travel Required (30" STD) _____

Max Load Weight (Incl. Bolster) _____

Max Length of Full Width Load _____

Max Load Temperature _____

Max Forward Speed _____

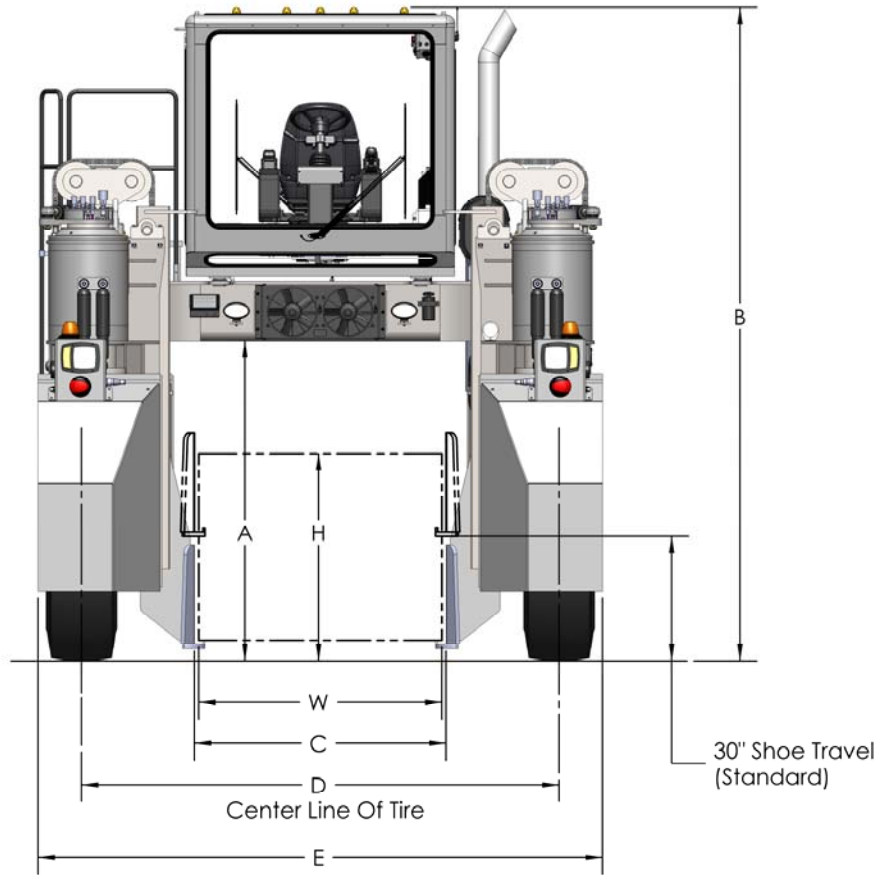
Max Reverse Speed _____

Max Operating Grade _____

Additional Requirements _____




DIMENSIONS



Package			Package			
Height (H)	A	B	Width (W)	C	D	E
64	76	157	58	60	114.33	138.2
70	82	163	64	66	124.83	148.7
76	88	169	70	72	130.83	154.7
82	94	175	76	78	136.83	160.7
88	100	181	82	84	142.83	166.7
94	106	187	88	90	148.83	172.7
100	112	193	94	96	154.83	178.7
106	118	199	100	102	160.83	184.7
112	124	205	106	108	166.83	190.7
118	130	211	112	114	172.83	196.7



ST 35 INDUSTRIAL STRADDLE CARRIER



FEATURES

The ST 35 features a lifting capacity of 35,000 kg (77,140lbs).

Load engagement is accomplished by two abrasion resistant alloy steel load shoes that swing in and out via four directly mounted swing cylinders. 12" of shoe swing travel is standard. The load shoes ride on heavy duty combination load and side roller bearings fitted into special heavy rolled profile channel. Four lift cylinders fitted with a roller head provide up to 36" of vertical shoe travel. Each lift cylinder is fitted with a internal position transducer to provide closed loop lift cylinder synchronization.



The Tier III Cummins QSL9 Diesel Engine is mounted internal to one of the frame side pods and powers a multi pad pump drive to drive the hydraulic pumps. The two main closed loop drive pumps provide pressurized hydraulic fluid to the two wheel drive motors that are directly coupled to the input shaft on the right angle planetary drives. Additional pumps provide fluid for the hydraulically controlled steering and hoist / swing functions. A engine mounted pump provides brake system pressure. Four wheel mounted hydraulically activated wet disc brakes provide reliable stopping under all operating conditions. The non driven wheels feature a spring set hydraulically released parking brake.

The operator's station is center mounted and rotates 180 degrees to enable the straddle carrier to be driven in either direction. All gages and displays are located out of the operator's line of sight to provide excellent visibility. A mechanical suspension seat is standard with lumbar support, arm rest adjustment and fore and aft travel. A tilt steering wheel is standard for easy ingress and egress from the cab. Two Speed windshield wipers with wash function and intermittent delay are standard. A AM/FM/CD Stereo with four speakers and aux input (satellite radio compatible) is standard. Roof mounted windows provide overhead visibility when entering buildings with overhead crane activity. A thermostatically controlled HVAC system is standard with forced air defrost on the front and rear windows.

Full complement of operating lights including headlights with high and low beam, load lights, side lights, marker lights, safety strobes, brake lights and turn signals standard. All lighting is circuit breaker protected. 100Amp 24V alternator is standard. Lights automatically change direction when operators seat is rotated.



ST 35 INDUSTRIAL STRADDLE CARRIER

The Straddle Carrier That
Makes All Others Obsolete



Custom Manufacturing;

The ST 35 is available in all combinations of frame heights and widths to meet customer requirements. Advanced 3D Modeling and FEA to support customizations for special applications

Advanced Safety Features;

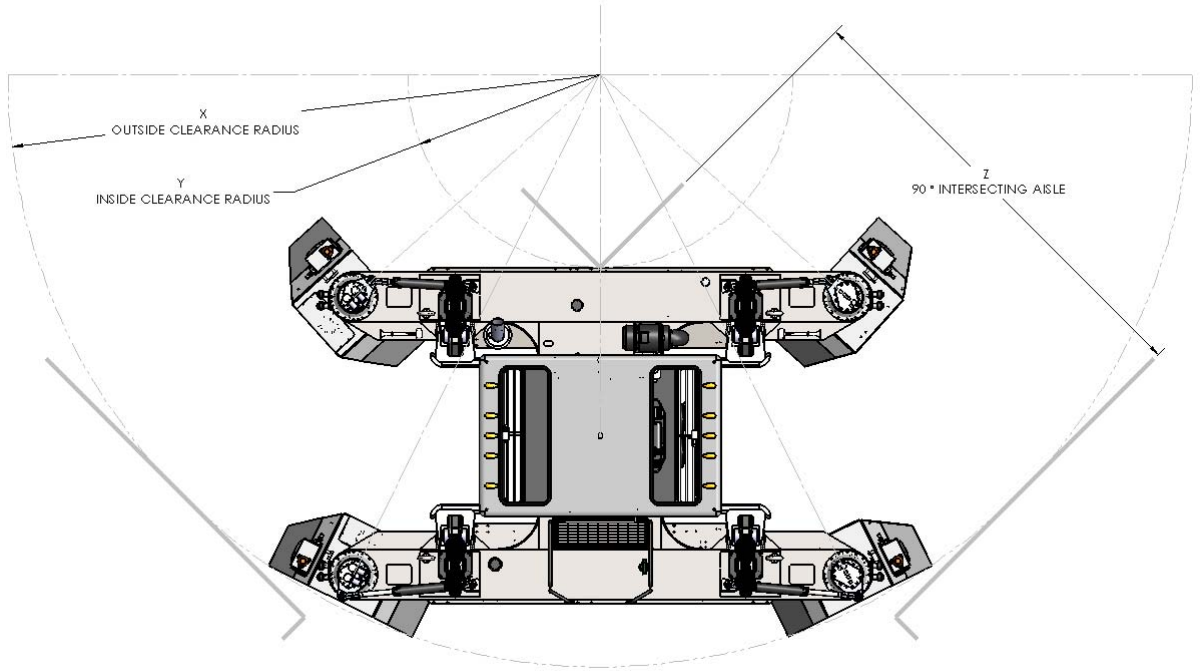
Outstanding visibility of load and surroundings from operators station in sound and thermally insulated Panoramic View Cab. Straddle Carrier control system provides safety lockouts and restricts

Lowest Operating Cost;

The ST 35 features ground level maintenance for nearly all systems
O Ring Face Seal Hydraulic Fittings are used to virtually eliminate hydraulic leaks
Self Lubricating bearings used to significantly reduce the number of grease points
No Drivelines, Universal Joints or Chain Drives to maintain



The ST 35 Features Four Wheel Steering with Four User Selectable Steering Modes



Full Width Load Not Exceeding Shoe Length or Load 16" Narrower Than Standard Package Width				Full Width Load Longer Than Load Shoes (Limited Wheel Turn)		
Inches	Inches	Inches	Inches	Inches	Inches	Inches
Package Width	X	Y	Z	X	Y	Z
58	237	77	182	328	187	196
64	243	77	188	334	187	202
70	249	77	194	340	187	208
76	255	77	200	346	187	214
82	261	77	206	352	187	220
88	267	77	212	358	187	226
94	273	77	218	364	187	232
100	279	77	224	370	187	238
106	285	77	230	376	187	244
112	291	77	236	382	187	250
118	297	77	242	388	187	256



ST 35 INDUSTRIAL STRADDLE CARRIER



Operator's Cabin is Easily Removed for Transport on Standard Low Boy Trailer.



Operator has Complete View of Load from Either Seat Position



Panoramic View Operator's Cabin



Access Doors Allow Easy Ground Level Maintenance



Ergonomic Cab and Controls for Maximum Operator Comfort and Alertness



Ladder Steps and Handrail Integrated Into Side Frame



Roof Mounted Windows Provide Overhead Visibility



**16:00R25 Pneumatic Tires.
10 Bar Machined Extreme Duty Wheel Rims**

Travel Speeds up to 25mph are Available. Road Speed Governing is Standard

All Combinations of Frame Widths and Heights Available to Suit Every Application

Straddle Carrier is Equipped With Four Wheel Independent Suspension

18:00R25 Tire Option Available for High Speed Service Applications



Custom Configurations Available:

- Special Shoe Lengths
- Extended Lift Cylinder Travel
- Extended Shoe Travel
- Billet "Slab" Clamp for Bolsterless Handling
- 18:00R25 Tire Option For Higher Travel Speeds
- On Board Load Weighing System
- Remote Telematics Package
- GPS Position Tracking and Dispatching
- Road Speed Governing

ST 35 INDUSTRIAL STRADDLE CARRIER

Great Lakes Power Service Company
3691 Shepard Road
Perry, Oh 44081
USA

Phone: 440-259-0025
Fax: 440-259-0098
E-mail: hallen3@glpower.com